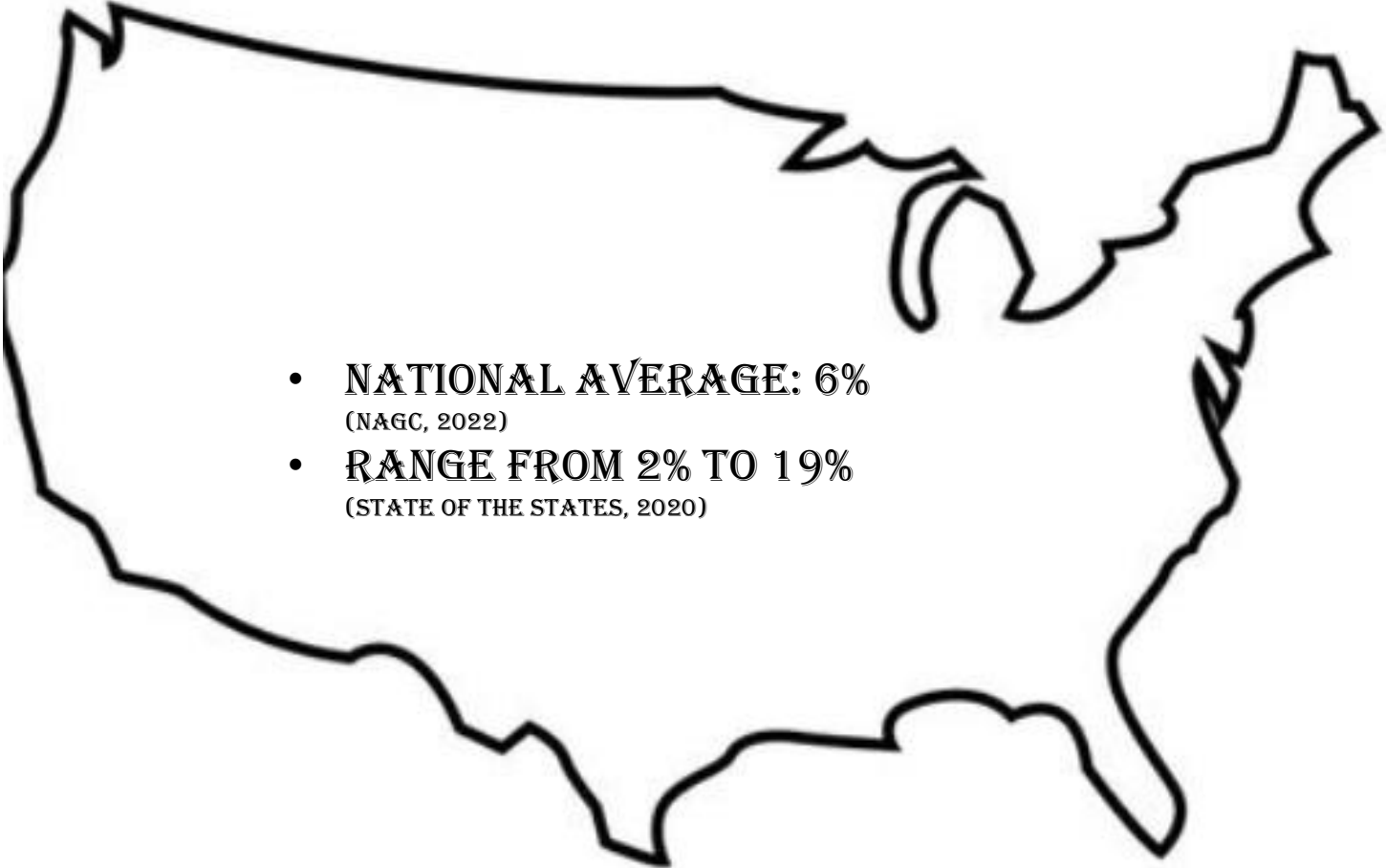




# IDENTIFICATION DATA

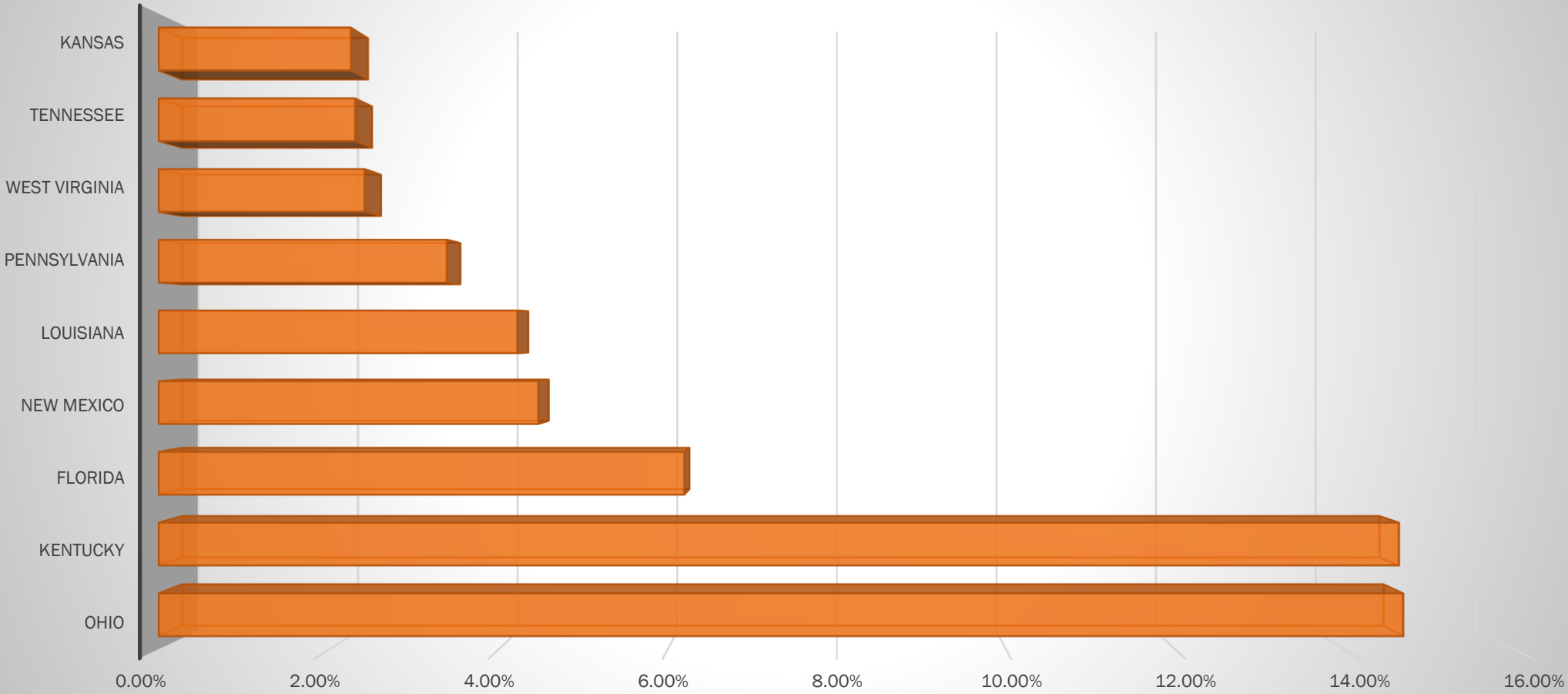
---

- 
- **NATIONAL AVERAGE: 6%**  
(NAGC, 2022)
  - **RANGE FROM 2% TO 19%**  
(STATE OF THE STATES, 2020)

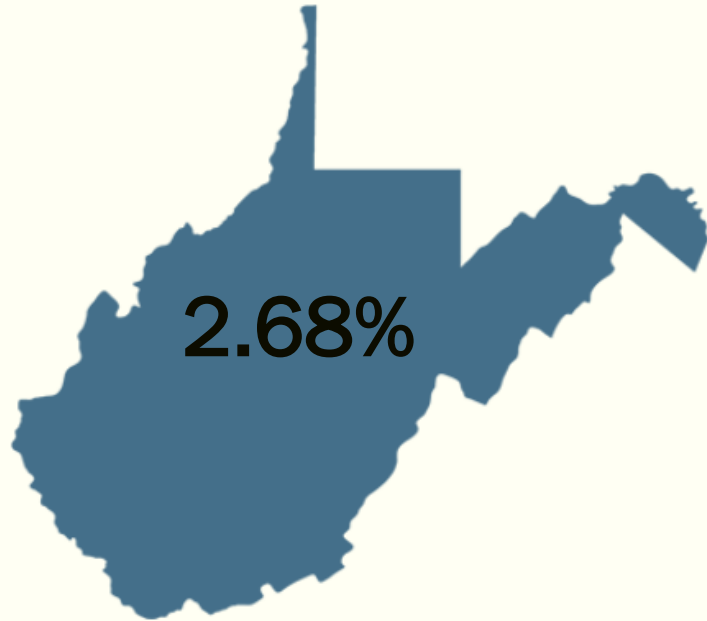
## NATIONAL IDENTIFICATION RATES

---

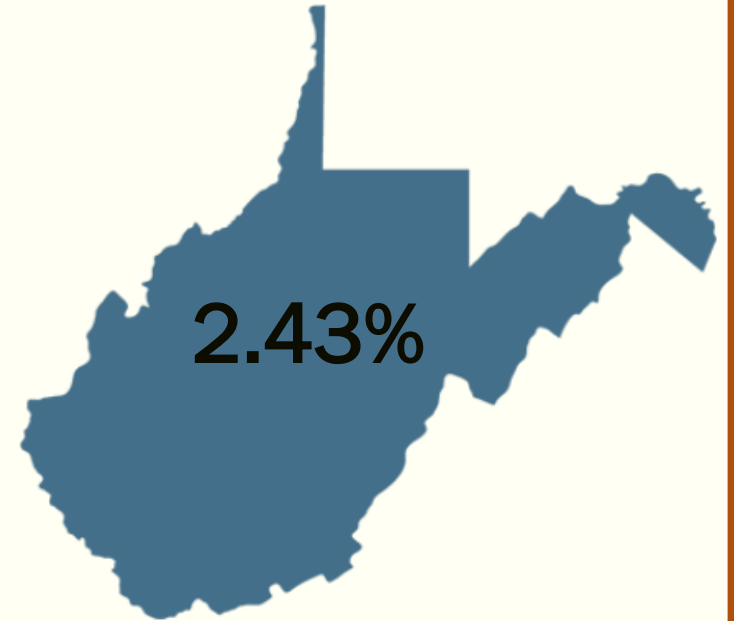
# States That Require IEP's for GF



2020-2021



2021-2022



**STATE GIFTED IDENTIFICATION RATES**

**West Virginia School Year 2021-2022 Gifted Students Grades 1-8**

LEA	ENROLLMENT Grades 1-8	Number Gifted	Percentage
Barbour	1,230	•	•
Berkeley	11,371	227	2.00%
Boone	1,774	38	2.14%
Braxton	1,017	15	1.47%
Brooke	1,394	•	•
Cabell	6,626	230	3.47%
Calhoun	477	•	•
Clay	938	•	•
Doddridge	617	•	•
Fayette	3,284	81	2.47%
Gilmer	455	•	•
Grant	912	•	•
Greenbrier	2,645	41	1.55%
Hampshire	1,637	19	1.16%
Hancock	2,120	•	•
Hardy	1,148	15	1.31%
Harrison	5,591	169	3.02%
Jackson	2,410	17	0.71%
Jefferson	5,036	65	1.29%
Karawha	13,574	437	3.22%
Lewis	1,430	17	1.19%
Lincoln	1,811	22	1.21%
Logan	2,844	55	1.93%

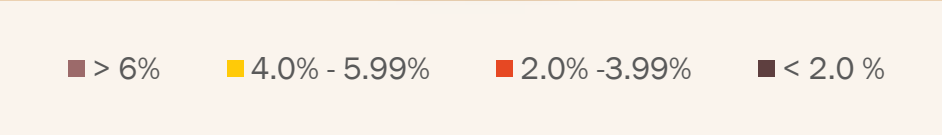
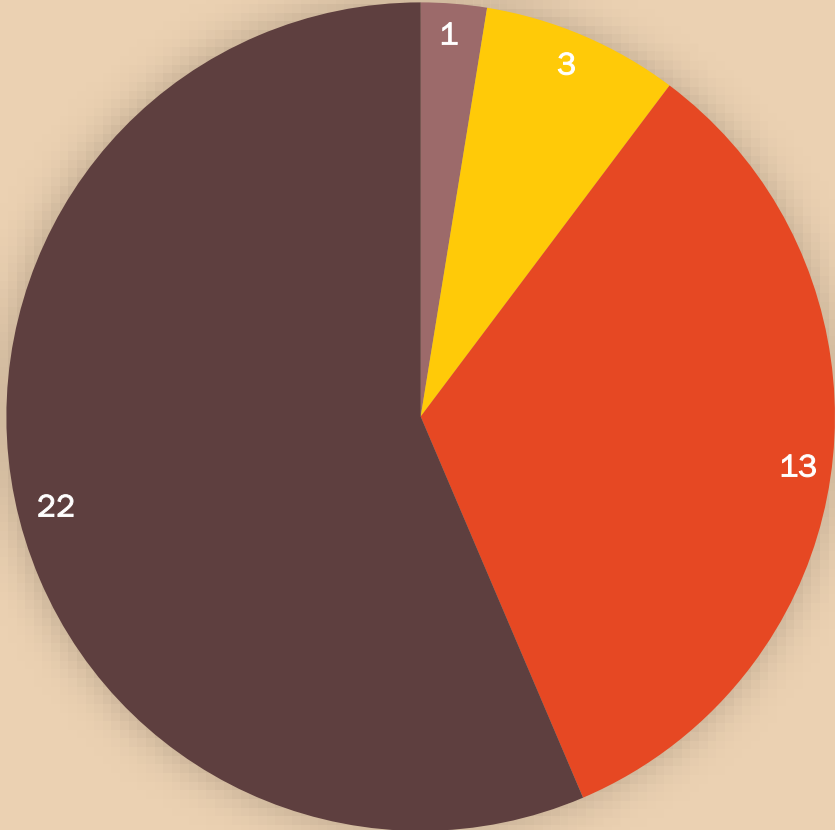
LEA	ENROLLMENT Grades 1-8	Number Gifted	Percentage
Marion	4,274	64	1.50%
Marshall	2,497	60	2.40%
Mason	2,142	23	1.07%
Mercer	5,017	37	0.74%
Mineral	2,257	47	2.08%
Mingo	2,220	•	•
Monongalia	6,350	741	11.67%
Monroe	965	19	1.97%
Morgan	1,265	•	•
McDowell	1,498	15	1.00%
Nicholas	1,992	10	0.50%
Ohio	2,822	30	1.06%
Pendleton	485	26	5.36%
Pleasants	599	•	•
Pocahontas	523	12	2.29%
Preston	2,463	39	1.58%
Putnam	5,168	109	2.11%
Raleigh	6,207	123	1.98%
Randolph	2,078	43	2.07%
Ritchie	673	37	5.50%
Roane	1,013	•	•
Summers	760	•	•

LEA	ENROLLMENT Grades 1-8	Number Gifted	Percentage
Taylor	1,316	17	1.29%
Tucker	533	13	2.44%
Tyler	710	19	2.68%
Upshur	2,258	32	1.42%
Wayne	3,539	44	1.24%
Webster	712	•	•
Wetzel	1,212	•	•
Wirt	531	•	•
Wood	6,758	358	5.30%
Wyoming	2,013	17	0.84%
<b>State Totals</b>	<b>143,191</b>	<b>3,474</b>	<b>2.43%</b>

• Data has been suppressed in LEAs with less than 10 students  
State Totals include the suppressed students

Exceptional Gifted State Total Grades 9-12 = 261


# Current County Identification Rates



# IDENTIFICATION TRENDS OVER TIME

2013-2014





---

**THANK YOU**